

*my* Perspectives™  
ENGLISH LANGUAGE ARTS

safe  assign™  
*by Blackboard*

# About SafeAssign in *myPerspectives*

- Provided by BlackBoard, used in Higher ED across the world
- Plagiarism Checker tool
- Compares submitted files against academic papers
- Teaching-Facing only



# How does SafeAssign work?

- SafeAssign compares submitted assignments against a set of academic papers to identify areas of overlap between the submitted assignment and existing works.
- SafeAssign is effective as both a deterrent and an educational tool. Use to review assignment submissions for plagiarism potential and create opportunities to help students identify how to properly attribute sources rather than paraphrase.
- SafeAssign is based on a unique text matching algorithm capable of detecting exact and inexact matching between a paper and source material. Submissions are compared against several databases:
  - **Internet:** Comprehensive index of documents available for public access on the internet.
  - **ProQuest ABI/Inform database:** More than 1,100 publication titles and about 2.6 million articles from 1990 to present time, updated weekly (exclusive access).
  - **Institutional document archives:** Contains all papers submitted to SafeAssign by users in their respective institutions.
  - **Global Reference Database:** Contains papers that were volunteered by students from Blackboard client institutions to help prevent cross-institution plagiarism.



# SafeAssign in Realize

The screenshot shows the Realize LMS interface. At the top, there are tabs for PROGRAMS, CLASSES, and DATA. Below this, the course title "myPerspectives ELA National Grade 8" is displayed, along with navigation links for Table of contents, Standards, eText, and Tools. The main content area is titled "Table of Contents" and includes sections for Teacher's Edition, Student Edition, Unit Resources, and Assessments. On the right side, a "Teacher resources" sidebar is visible, containing links for Current Events, Plagiarism Checker (highlighted with a red box), Professional Development Center, and Info.

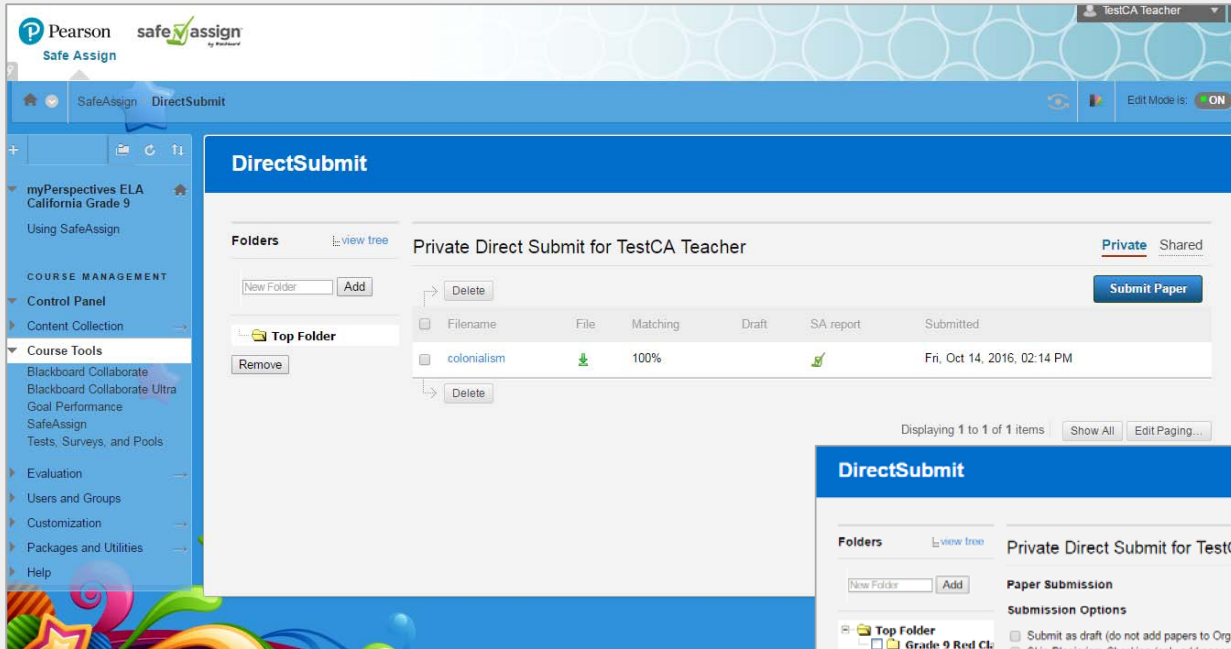
From Realize, click on Teacher Resources, and Plagiarism Checker to access the SafeAssign page.

The screenshot shows the SafeAssign interface. At the top, there are logos for Pearson and safe assign by Blackboard. The main heading is "Using SafeAssign". Below this, there are tabs for Build Content and Tools. The main content area is titled "How To Use SafeAssign" and includes a sub-heading "Enabled: Statistics Tracking". The safe assign by Blackboard logo is displayed. Below the logo, there is a list of steps for getting started:

1. Click on **Course Tools**
2. Click on **SafeAssign**
3. Click on **DirectSubmit**
4. Click the **Submit Paper** button to get started

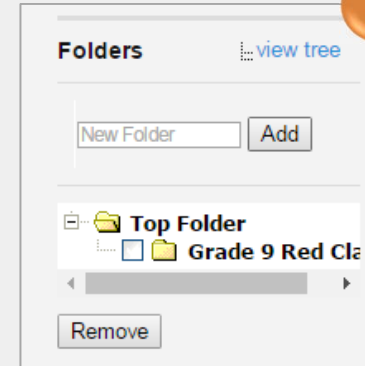
At the bottom of the page, there is a footer with the Blackboard logo and copyright information: "© 2010 Blackboard Inc. All Rights Reserved. U.S. Patent No. 7,493,396 and 7,558,853. Additional Patents Pending. Accessibility Information Installation"

# Using SafeAssign



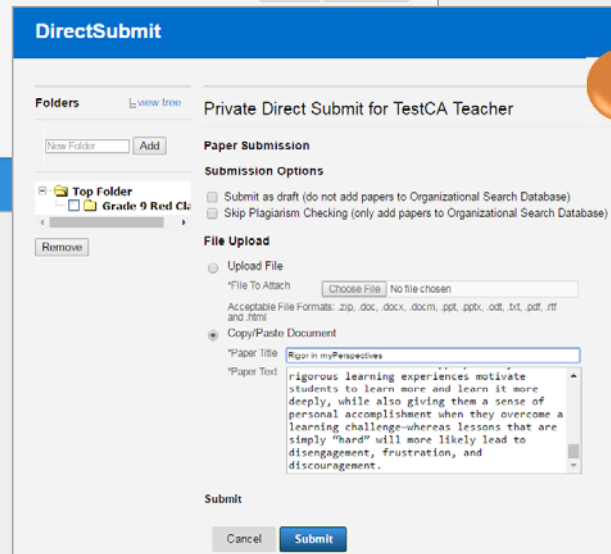
The screenshot shows the SafeAssign DirectSubmit interface. The top navigation bar includes the Pearson logo and 'Safe Assign by Pearson'. The main header is 'DirectSubmit'. On the left, there is a sidebar with 'myPerspectives ELA California Grade 9' and 'Using SafeAssign'. Below that is a 'COURSE MANAGEMENT' section with 'Control Panel', 'Content Collection', and 'Course Tools'. The 'Course Tools' section is expanded, showing options like 'Blackboard Collaborate', 'Blackboard Collaborate Ultra', 'Goal Performance', 'SafeAssign', 'Tests, Surveys, and Pools', 'Evaluation', 'Users and Groups', 'Customization', 'Packages and Utilities', and 'Help'. The main content area is titled 'Private Direct Submit for TestCA Teacher' and includes a 'Submit Paper' button. Below the title is a 'Folders' section with a 'New Folder' button and an 'Add' button. A table lists submitted papers with columns for 'Filename', 'File', 'Matching', 'Draft', 'SA report', and 'Submitted'. One paper titled 'colonialism' is listed with a 100% match rate and a submission date of 'Fri, Oct 14, 2016, 02:14 PM'. A 'Delete' button is next to the paper entry.

- 1 Follow the directions on the screen and click on Course Tools, Safe Assign, and Direct Submit. You will also see other papers that have been previously submitted.



The screenshot shows the 'Folders' section of the SafeAssign interface. It includes a 'view tree' link, a 'New Folder' input field, and an 'Add' button. Below this, a folder tree is visible with 'Top Folder' and 'Grade 9 Red Cl' (partially visible). A 'Remove' button is located at the bottom of the folder list.

- 2 Add Folders for different assignments or classes if you want.



The screenshot shows the 'Submission Options' and 'File Upload' sections of the SafeAssign interface. The 'Submission Options' section includes checkboxes for 'Submit as draft (do not add papers to Organizational Search Database)' and 'Skip Plagiarism Checking (only add papers to Organizational Search Database)'. The 'File Upload' section has two options: 'Upload File' and 'Copy/Paste Document'. The 'Upload File' option is selected, showing a 'File To Attach' field with a 'Choose File' button and 'No file chosen' text. Below this, it lists 'Acceptable File Formats: zip, doc, docx, docm, ppt, pptx, odt, txt, pdf, rtf and .fiteml'. The 'Copy/Paste Document' option is also visible, with a 'Paper Title' field containing 'Rigor in myPerspectives' and a 'Paper Text' area containing a paragraph of text. At the bottom, there are 'Submit', 'Cancel', and 'Submit' buttons.

- 3 Click "Submit Paper" and follow directions to upload a bulk zip file or individual file. You can also copy and paste here too.

- You can submit one paper or several in a zip format.
- Students cannot submit papers; only teachers have that option.
- Size limit for files – 10MB

# Using SafeAssign

**DirectSubmit**

Folders [view tree](#)

New Folder Add

Top Folder  
Grade 9 Red Cla

Remove

Private Direct Submit for TestCA Teacher Private Shared

Delete [Submit Paper](#)

Filename	File	Matching	Draft	SA report	Submitted
<input type="checkbox"/> Rigor in myPerspectives		—	—	—	Fri, Oct 14, 2016, 04:42 PM
<input type="checkbox"/> colonialism		100%			Fri, Oct 14, 2016, 02:14 PM

Delete

Displaying 1 to 2 of 2 items [Show All](#) [Edit Paging...](#)

4

Still processing....  
(You might want to reload the page after a few minutes)

**DirectSubmit**

Folders [view tree](#)

New Folder Add

Top Folder  
Grade 9 Red Cla

Remove

Private Direct Submit for TestCA Teacher Private Shared

Delete [Submit Paper](#)

Filename	File	Matching	Draft	SA report	Submitted
<input type="checkbox"/> Rigor in myPerspectives		35%			Fri, Oct 14, 2016, 04:42 PM
<input type="checkbox"/> colonialism		100%			Fri, Oct 14, 2016, 02:14 PM

Delete

Displaying 1 to 2 of 2 items [Show All](#) [Edit Paging...](#)



Now complete. Click on the “SA Report” icon to open up the report.

# SafeAssign Report

- Scores below 15% - might include common phrases but are not indicative of plagiarism
- Scores between 15% and 40% - either have used extensive quoted material or they may include plagiarism. Review to see if these papers are properly referenced.
- Scores over 40% - high probability that these papers were copied from other sources. These papers include quoted or paraphrased text in excess and should be checked for plagiarism.

The screenshot shows the SafeAssign interface. At the top left is the 'safe assign by Blackboard' logo. The main content area displays the text of the document being checked, with several paragraphs. A right-hand sidebar provides submission details: 'ROOT - TESTCA TEACHER', 'TestCA Teacher on Fri, Oct 14 2016, 4:42 PM', 'Submission ID: 117354341', and a '35% match' indicator. Below this, it shows 'Rigor in myPerspecti...' with a 'Word Count: 514' and 'Attachment ID: 137963417'. A 'Citations (1/1)' section lists a source: 'http://edglossary.org/rigor/'. At the bottom of the document text, a paragraph is highlighted in yellow, starting with 'In education, rigor is commonly applied to lessons that encourage students to question their assumptions and think deeply, rather than to lessons that merely demand memorization and information recall. For example, a fill-in-the-blank worksheet or multiple-choice test would not be considered rigorous by many educators. Although courses such as AP United States History are widely seen as rigorous because of the comparatively demanding workload or because the course culminates in a difficult test, a more expansive view of rigor would also encompass academic relevance and critical-thinking skills such as interpreting and analyzing historical data, making connections between historical periods and current events, using both primary and'.

## 35% Originality Score

(Means that 35% of the paper was deemed “similar” to something already in the database or on the internet.)

# SafeAssign Resources

**Blackboard Help** English (US)

Tools Management

## SafeAssign

[Looking for the latest release notes? View release notes for SafeAssign.](#)

SafeAssign is a tool used to prevent plagiarism and to create opportunities to help students identify how to properly attribute sources rather than paraphrase. SafeAssign is effective as both a deterrent and an educational tool.

SafeAssign compares submitted assignments against a set of sources to identify areas of overlap between the submitted assignment and existing works.

- [Read frequently asked questions about SafeAssign](#)
- [More on how students use SafeAssign](#)
- [More on how instructors use SafeAssign](#)

---

### SafeAssign in action

SafeAssign is based on a unique text-matching algorithm capable of detecting exact and inexact

**On this page**

- [SafeAssign in action](#)
- [SafeAssign Originality Reports](#)
- [SafeAssign language support](#)
- [Configure and register SafeAssign](#)
- [Enable SafeAssign in Blackboard Learn](#)
- [Add SafeAssign to courses](#)
- [Grade Center integration](#)

**Related pages**

- [Tools Management](#)
- [SafeAssign FAQs](#)

SafeAssign  
Website

**NOTE:** Click on the images to link to the site directly.

[https://en-us.help.blackboard.com/Learn/Administrator/Hosting/Tools\\_Management/SafeAssign](https://en-us.help.blackboard.com/Learn/Administrator/Hosting/Tools_Management/SafeAssign)